

CLASS SCHEDULE

NOTES:

[illegible]

CLASS SCHEDULE

NOTES:

[illegible]

CLASS SCHEDULE

NOTES:

[illegible]

Name:

CLASS SCHEDULE

Time	Monday	Tuesday	Wednesday	Thursday	Friday

NOTES

CLASS SCHEDULE

Name

Teacher

Time

Room

MON

TUES

WED

THURS

FRI

HOMEWORK CHECKLIST!


	Mon	Tues	Wed	Thu	Fri
Math					
History					
English					
Science					
Art					
P.E.					
Music					

Name: _____

Date: _____

Class: _____

Teacher: _____



Let's Get Continental!

List down as many countries as you can for each continent!

ASIA

AFRICA:

EUROPE:

NORTH AMERICA:

SOUTH AMERICA:

AUSTRALIA/OCEANIA:

ANTARCTICA:



MY READING GOALS

Weekly progress

MONDAY

Pages read:

Words learned:

Chapters finished:

Words to look up:

Chapters left:

TUESDAY

Pages read:

Words learned:

Chapters finished:

Words to look up:

Chapters left:

WEDNESDAY

Pages read:

Words learned:

Chapters finished:

Words to look up:

Chapters left:

THURSDAY

Pages read:

Words learned:

Chapters finished:

Words to look up:

Chapters left:

FRIDAY

Pages read:

Words learned:

Chapters finished:

Words to look up:

Chapters left:

SATURDAY

Pages read:

Words learned:

Chapters finished:

Words to look up:

Chapters left:

SUNDAY

Pages read:

Words learned:

Chapters finished:

Words to look up:

Chapters left:

**Reading
sure has its
rewards!**

The top of the page features a dark purple background with a decorative border of pink circles of various sizes. The word "Reading" is written in a large, white, cursive font, centered between the polka dot borders.

Reading

BOOK TITLE:

AUTHOR:

CHOSEN CHARACTER:

CHARACTER'S FEATURES:

CHARACTER'S HABITS:

CHARACTER'S LINES:

CHARACTER'S PERSONALITY:

CHARACTER'S HABITAT

NOTES

Name:

Date:

Class:

Teacher:



English **101:** Story Outline

Setting:



Characters:



Significant Events:

Conflict:




Resolution:

Themes:



WHAT'S THE MAIN IDEA?



NAME:

SUBJECT:

TEACHER:

Main Argument:

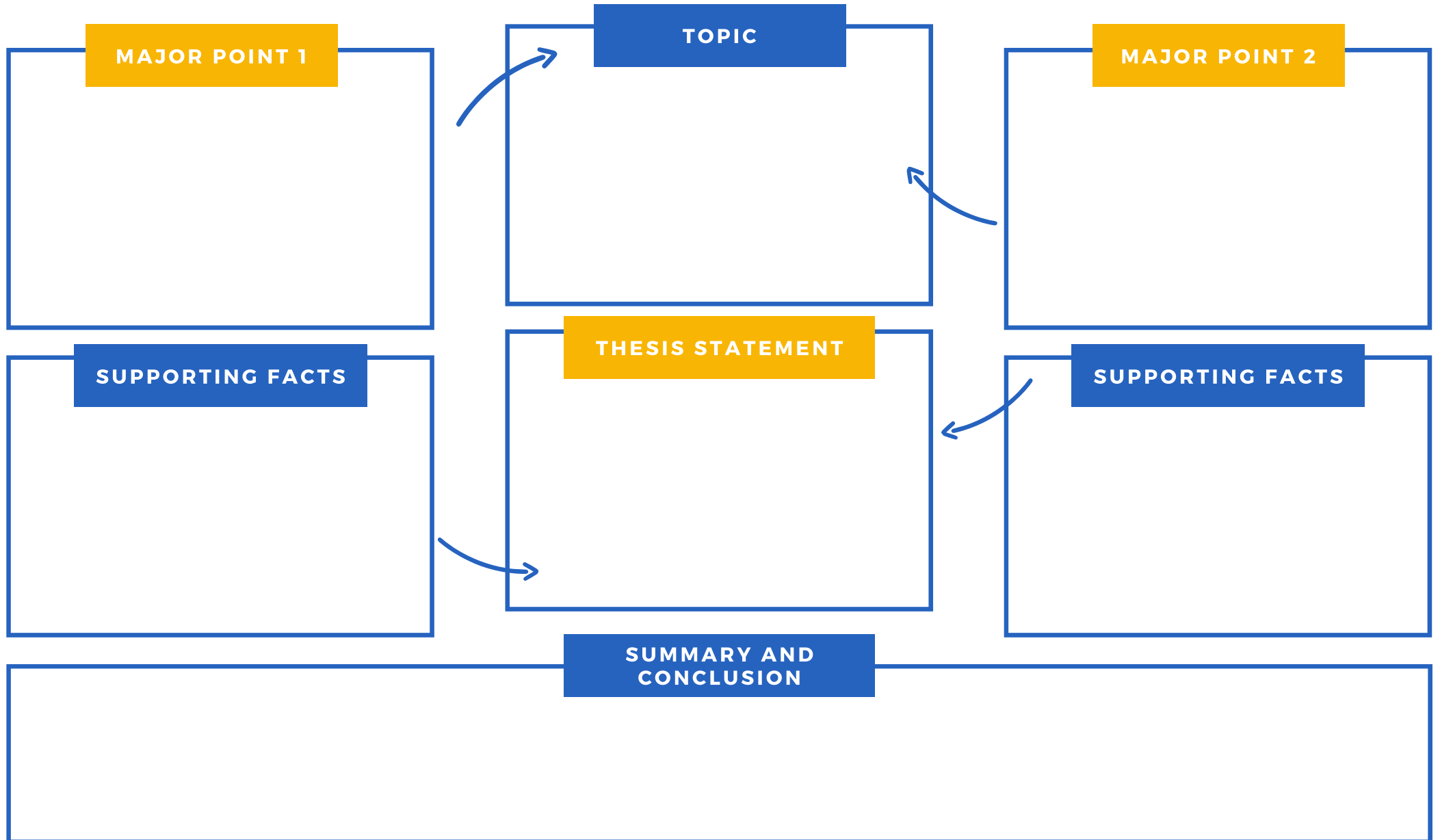
Supporting Argument 2:

Supporting Argument 1:

Supporting Argument 3:


Conclusion:

Expository Essay Guide



Solar System

What I learned about the Solar System:



FACT 1

I learned this by:

FACT 2

I learned this by:

FACT 3

I learned this by:

Name:

Class:

Teacher:

Date:




USE YOUR SENSES

With my 5 senses, I can...



SMELL:



HEAR:




SEE:



TASTE:



TOUCH:



Name:

Date:


Class:

Teacher:

Name: _____ Date: _____ Section: _____ Teacher: _____

The Helpful Hamburger

Having difficulty plotting your essay?
Use the helpful hamburger as your guide!



TOPIC:

INTRODUCTION:

POINT 1:

POINT 2:

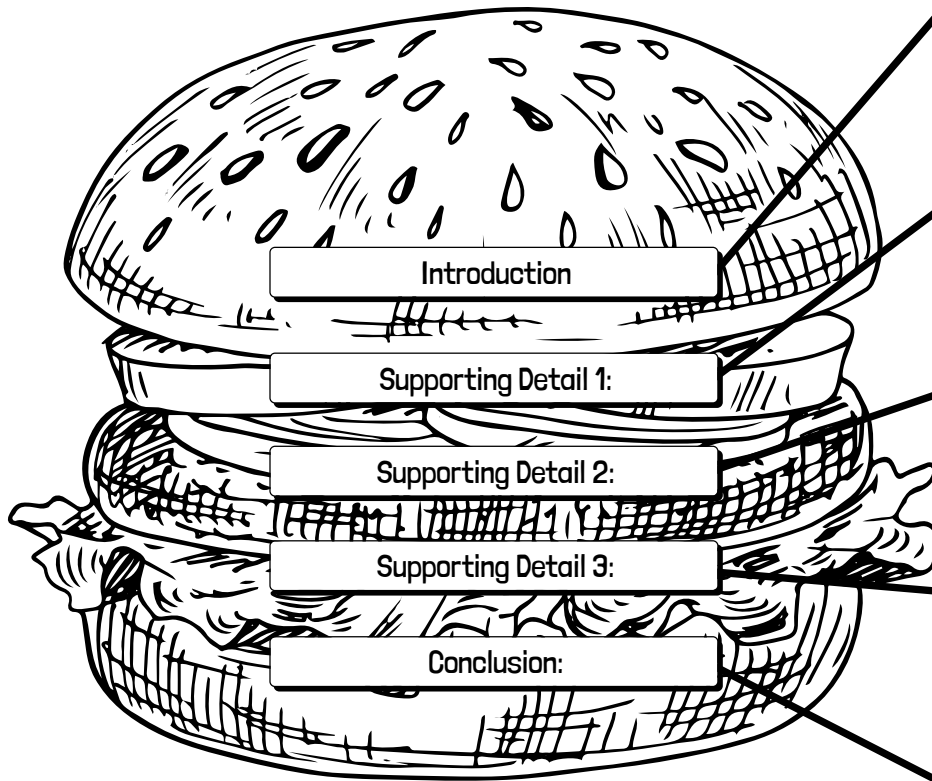
POINT 3:

CONCLUSION:

Hamburger

Writing Outline

TOPIC: _____



Name: _____

Section: _____

Name: _____

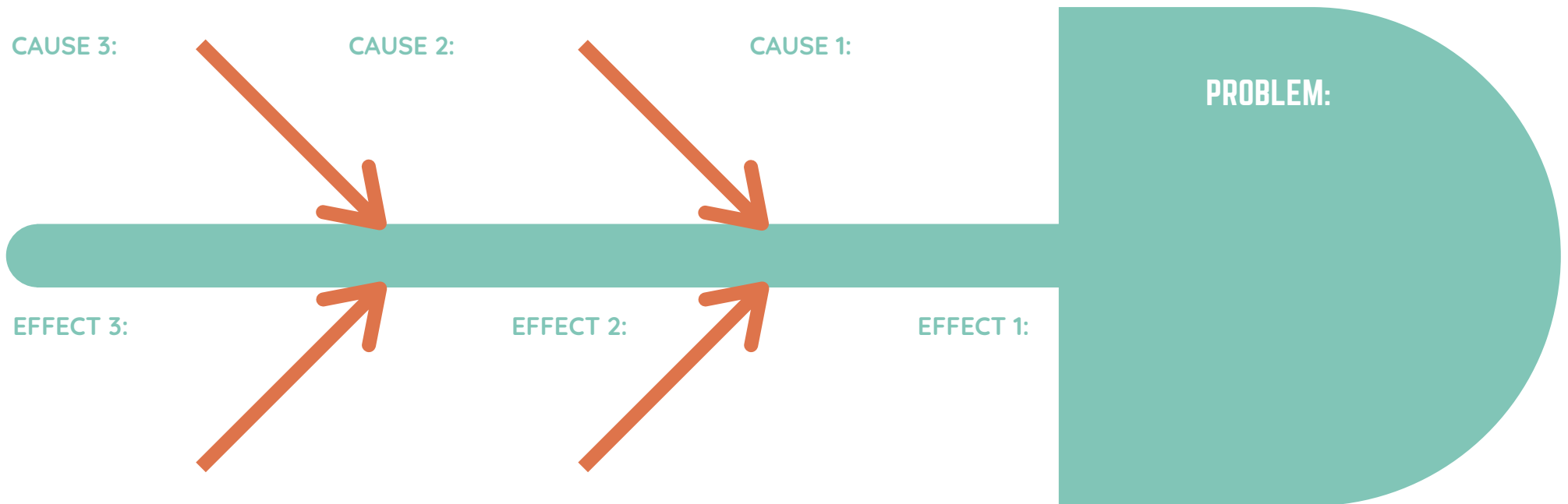
Teacher: _____

Class/Year: _____

Date: _____

SCIENTIFIC HYPOTHESES

FISHBONE DIAGRAM





Hamburger Writing Outline

TOPIC:

Introduction:

Supporting Detail 1:

Supporting Detail2:

Supporting Detail3:

Conclusion:

Name: _____

Section: _____

Animal Classes 101

List down the similarities and differences of amphibians and reptiles

EXAMPLES OF AMPHIBIANS:



EXAMPLES OF REPTILES:



SIMILARITIES:

DIFFERENCES:





My Classroom Notes

Name:

Topic:

Subject:

Date:

Topic Overview:

Keyword # 1:

Keyword # 2:

Keyword # 3:


Definition:

Definition:

Definition:

Class Takeaways:

Questions:



A Narrative Exercise

Describe your summer vacation using the narrative outline as a guide.

Name: _____

Date: _____

Class: _____

Teacher: _____

BEGINNING:

MIDDLE:

EVENT 1:

EVENT 2:

EVENT 3:

END:

THE MAIN IDEA

The Main Idea

Supporting Detail 1

Supporting Detail 2

Supporting Detail 3

Summary

Name: _____


Section: _____

Teacher: _____

Date: _____

NAME: _____ DATE: _____ CLASS: _____ TEACHER: _____

SHOW AND WRITE



Fun facts about the picture:

- 1.
- 2.
- 3.
- 4.
- 5.

Paste a picture or draw something in the box:

Conclusion:





EARTHQUAKE

List down the cause and effects of the given event.

Name: _____

Class: _____

Date: _____

Teacher: _____

Cause:

Effect 1:

Effect 2:

Effect 3:

Let's Brainstorm!

Vocabulary Word:

Synonyms:

Antonyms:

Definition in your own words:

Used in a sentence:

Name:

Class:

Teacher:

Date:




This Week's Learnings

Choose one subject and write down the things you learned this week about it.

Topic: _____

Learning 1:




How I learned it:

Learning 2:



How I learned it:

Learning 3:



How I learned it:

Name: _____

Class: _____

Date: _____

Teacher: _____

LET THE CREATIVE JUICES FLOW!

Think of your main idea and list down all the details about it that you can think of. Remember to think outside the box!

THE MAIN IDEA IS:

DETAIL:

DETAIL:

DETAIL:

DETAIL:

DETAIL:

DETAIL:

DETAIL:

DETAIL:

MY HOMEWORK LOG

COMPLETION
REWARD

NAME:

LEVEL:

DATE:

SUBJECTS

MON

TUE

WED

THU

FRI

MATH

SCIENCE

LITERATURE

LANGUAGE

HISTORY

SOCIAL STUDIES

P.E.

ARTS

MUSIC

EXTRA CREDIT

MY GOAL TRACKER



Name:

Section:

M T W T F

I paid attention in class.



I cleaned up after myself.



I helped the teacher.



I helped a classmate.



I did my homework.



MY STAR COUNT GOAL:

MY REWARD:

PARTS OF A STORY

Title: _____

Name: _____

Date: _____

Class: _____

Teacher: _____

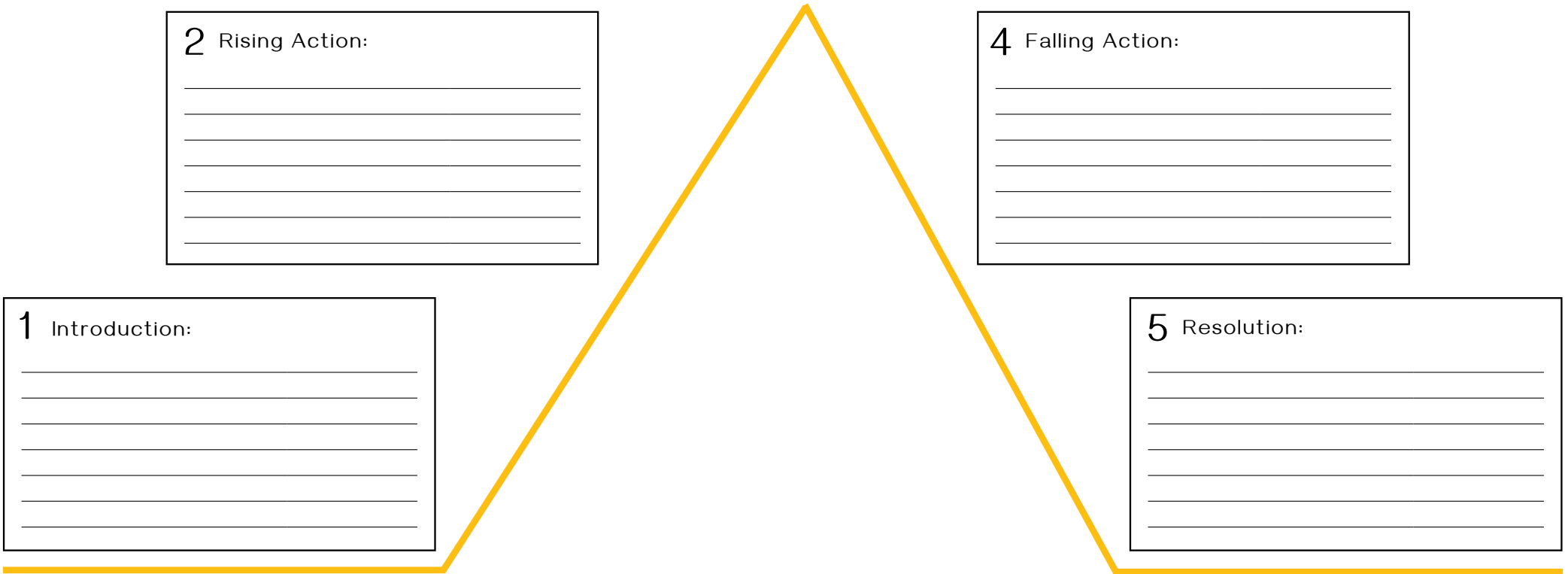
3 Climax:

2 Rising Action:

4 Falling Action:

1 Introduction:

5 Resolution:





CLASS SCHEDULE

YEAR

TEACHER

MONDAY

TUESDAY

WEDNESDAY

THURSDAY

FRIDAY



CLIMB THE PLOT MOUNTAIN

Book Title:

Author:

BEGINNING:

RISING ACTION:

CLIMAX:

FALLING ACTION:

RESOLUTION:

THEME:

Name:

Date:

Section:

Teacher:

Use Your Senses


Name:

Class:

Date:

Teacher:


With my 5 senses, I can...




Smell:



Hear:



See:



Taste:



Touch:

PROBLEM SOLVING

NAME:

CLASS:

PROBLEM

GIVEN

FORMULA

SOLUTION



PROBLEM

GIVEN

FORMULA

SOLUTION



Studying Book Characters

These two characters disagree, but they have things in common!

Name:

Date:

Character 1

Character 2

What makes them different:

What makes them the same:

CLASS SCHEDULE

SUBJECT


SEMESTER

SCHOOL YEAR

MON	TUES	WED	THURS	FRI

TIME:

NOTES:





SHORT STORY PLOT OUTLINE

TITLE:

Name:

Date:

Class:

Teacher:

Introduction

Rising Action

Climax

Falling Action

Resolution

ANIMAL CLASSES 101

List down examples for each class of animal.

Name:

Date:

Class:

Teacher:


Mammals

Fish

Birds

Reptiles

Amphibians



My Own Story

How I Get Ready for School:



First, I...

Then, I...

After that, I...

Finally, I...

Name: _____

Date: _____

Class: _____

Teacher: _____

STORY ANALYSIS



Title of the Story:

Author:

Themes:

Summary of Story:

Style:

Major Characters:

Main Conflict:

Setting:

Ending:

Name:

Date:

Class:

Teacher:

Animal Kingdom

Choose three animal classes and describe them as best as you can.

Name:

Date:

Teacher:

Score:

Animal Class 1:

Description:



Animal Class 2:

Description:



Animal Class 3:

Description:



My Weekly Vocabulary List



Name:

Date:

Class:

Teacher:

MONDAY

Word:

Definiton:

TUESDAY

Word:

Definiton:

WEDNESDAY

Word:

Definiton:

THURSDAY

Word:

Definiton:

FRIDAY

Word:

Definiton:

Human Body. Research Notes



Name:

Date:

Class:

Teacher:

TITLE OF RESEARCH:

MAJOR ORGAN 1:

Function:

Interesting facts:

Diseases:

How to keep it healthy:

MAJOR ORGAN 1:

Function:

Interesting facts:

Diseases:

How to keep it healthy:

MAJOR ORGAN 1:

Function:

Interesting facts:

Diseases:

How to keep it healthy:



REACH THE GOAL!

My goal for July is:

PROGRESS

WEEK 1

What I did this week to work on my goal:

WEEK 2

What I did this week to work on my goal:

WEEK 3

What I did this week to work on my goal:

WEEK 4

What I did this week to work on my goal:

I REACHED MY GOAL, SO I GET

My Favorite Literary Character

A Character Analysis
for English I Class

Name:

Date:

Class:

Teacher:

Story Title:

Character:

Conflict:

Strengths:

Weaknesses:

Effect on Story:

HOMework TRACKER

NAME:

WEEK:

	S	M	T	W	TH	F	S
MATH							
SCIENCE							
ENGLISH							
HISTORY							
ECONOMICS							
ART							
REWARD:							

I Sense Something!

Describe how you used your 5 senses throughout the day.

I saw:

I smelled:

I tasted:

I heard:

I touched:



NAME:

DATE:

CLASS:

TEACHER:

Name:

Class:

Date:

Teacher:

Baking Club

THIS IS HOW WE MAKE COOKIES:



STEP 1:

STEP 2:

STEP 3:

STEP 4:

STEP 5:

The chart is framed by decorative illustrations of school supplies. In the corners, there are stylized pencils pointing towards the center. Along the left and right sides, there are illustrations of rolled-up papers or scrolls. The entire design is in a light blue and peach color palette.

HOMESCHOOL FIRST CHART

THIS BELONGS TO:
WEEK:

	MON	TUE	WED	THU	FRI
Mathematics					
Science					
Social Studies					
Reading					
Arts					

My Reward For This Week:

READING CLASS

TITLE

AUTHOR

SUMMARY

SETTING

MAIN CHARACTERS

RESOLUTION



Name: _____

Class: _____

Date: _____

Teacher: _____

Main Topic:

**What can be derived from the main topic?
Group these items accordingly.**

**Topic:
Category 1:**

Examples:

**Topic:
Category 1:**

Examples:

**Topic:
Category 1:**

Examples:

What's the Story About?

Name:

Section:

Date:

Teacher:

The Story's Main Idea

Supporting Detail 1

Supporting Detail 2

Supporting Detail 3

Summary





SOCIAL STUDIES

NAME

SECTION

DATE

HISTORICAL PERIOD

HIGHLIGHTS OF THIS PERIOD

IMPORTANCE OF THIS PERIOD

PROS AND CONS OF THIS PERIOD

EXPOSITION:

INCITING INCIDENT:

RISING ACTION:

CLIMAX

FALLING ACTION:

RESOLUTION:



PLOT WRITING EXERCISE

TITLE:

GENRE:

Name:

Date:

Class:

Teacher:

My Favorite Book



Title: _____

Author: _____

S

Setting

T

Talking Characters

O

Oops! A Problem

R

Resolution Attempt

Y

Yes! Problem Solved

Homework Progress

FOR THE 2ND WEEK OF APRIL

MON

TUE

WED

THU

FRI

English

Mathematics

Music

Arts

Health

P.E.

Completion Reward:

.....

Date:

Class:

HISTORY NOTES



• TODAY'S TOPIC:

• KEY PEOPLE:

• KEY DATES:

• ADDITIONAL NOTES:

• KEY EVENTS:

• KEY PLACES:



NAME:

CLASS SCHEDULE

TIME	Mon	Tues	Wed	Thurs	Fri	NOTES

STORY CHRONOLOGY

List down the events in the story in chronological order.

Name.....

Date.....

Class.....

Teacher.....

Event 1:

Event 4:

Event 2:

Event 5:

Event 3:

Event 6:

I CAN DO IT! *my daily chores*

	Morning	Noon	Afternoon	Night	Computer
Mon					
Tue					
Wed					
Thu					
Fri					
Sat					



PERSONAL NARRATIVE

TITLE: _____

TOPIC: _____

PURPOSE: _____

BEGINNING
DETAILS:

MIDDLE
DETAILS:

ENDING
DETAILS:

NAME: _____

DATE: _____

CLASS: _____

THE ROYAL RULES



A princess is...

mon

tue

wed

thu

fri

sat

sun

Never late

Eats healthy

Greets with a smile

Obeys rules

Shows initiative

Helps others

Prize for perfect score:

VOLCANIC ERUPTION

What causes volcanoes to erupt? What are the effects of the eruption?

NAME:

DATE:

CLASS:

CAUSE 1:

CAUSE 2:

CAUSE 3:

EFFECT 1:

EFFECT 2:

EFFECT 3:

Reading Class: The Plot

NAME:

SECTION:

DATE:

THEME:

SETTING:

RISING ACTION:

CLIMAX:

FALLING ACTION:

RESOLUTION:

NAME:

CLASS:

TEACHER:

DATE:

MY SECOND IDEA IS...

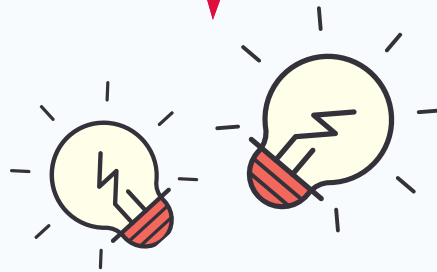
DETAILS:

MY FIRST IDEA IS...

DETAILS:

MY THIRD IDEA IS...


DETAILS:




Brainstorming Organizer

TITLE:

TOPIC:



SCIENCE CLASS



Science Experiment #3:

Name:

Section:

Date:

Problem Statement:

Hypothesis:

Materials:

Observations:

Procedure:

Results:



A Hero Who Inspires Me

NAME:

DATE:

CLASS:

TEACHER:



Paste a photo of a hero who inspires you then fill in the rest of the chart.



Description:



Achievements:




Everyday Life:



Contributions:



Famous Quote:



ENGLISH CLASS

Name: _____ Class/Section: _____ Date: _____

BOOK:

AUTHOR:

SUMMARY:

SETTING:

CONFLICT/S:

RISING ACTION:

FALLING ACTION:

RESOLUTION:

FAIRY TALE RETELLING

Name:

Date:

Class:

Teacher:

TITLE

AUTHOR


CHARACTERS

SETTING

BEGINNING

MIDDLE

END



BS Biology Class Schedule

NAME

SECTION

TIME

MON

TUE

WED

THURS


FRI

READING CLASS

TITLE



AUTHOR




SUMMARY




SETTING



MAIN CHARACTERS




RESOLUTION



Reading Worksheet

Book Title: _____

Author: _____



Name: _____

Year/Class: _____

Date: _____

SYNOPSIS:

CHARACTERS:

SETTING:

PLOT:

CONFLICT:

RESOLUTION:

THEMES:

READING 101

Topic: _____

Subtopic 1:

Subtopic 2:

Similarities:

Differences:

Name: _____

Section: _____

Date: _____

ESSAY WRITING CLASS

Write a comprehensive essay on your chosen topic based on the given outline.

Name: _____

Date: _____

Topic:

Body:

Introduction:

Thesis:

Conclusion:

Weekly Reward Chart

Student's Name



M

T

W

Th

F

Sa

Su

Wake up
happy

Brush my
teeth

Go potty

Share my
toys

Sleep on
time

If I get ____ stars, I can: _____

My Homework Chart

MON

TUES

WED

THURS

FRI

Art & Music

Communication

History

Mathematics

Science

Writing

Reading

DATE:

REWARD FOR THE WEEK:



Having Fun in the Lab

Write down the steps in your favorite lab activity:

What you need:

Expected outcome:

Notes:

Step 1:

Step 2:

Step 3:

THESIS STATEMENT EXERCISE

Find out the thesis statement of the excerpt you read using the outline below.

SUPPORTING IDEA 1:

SUPPORTING IDEA 3:

SUPPORTING IDEA 2:

THESIS STATEMENT:

Name: _____

Section: _____

Date: _____

Essay Burger

Use the hamburger diagram to organize ideas before writing your essay.



Topic:

Supporting Sentence 1:

Supporting Sentence 2:

Supporting Sentence 3:

Conclusion:



SHOW AND WRITE



Paste a picture or draw something in the box.

Fun Facts About the Picture

- 1.
- 2.
- 3.
- 4.
- 5.

Conclusion:

NAME:

CLASS:

DATE:

TEACHER:



PLOT CONFLICT: *elements*

STORY TITLE: _____

AUTHOR: _____

NAME: _____

DATE: _____

CLASS:

TEACHER: _____

[illegible]

RIISING ACTION:

[illegible][illegible][illegible]

NAME:

CLASS:

DATE:

TEACHER:

ELEMENTS OF A STORY

STORY TITLE: _____

STORY AUTHOR: _____

MAIN CHARACTERS:

STORY SETTING:

CONFLICT/S:

BEGINNING:

ENDING:

Storytime Review

Summarize the story by asking the 5 W's!

NAME:

DATE:

SECTION:

TEACHER:

What happened?

Where did it happen?

When did it happen?

Who did it happen to?

Why did it happen?

READING CLASS EXERCISE

STORY TITLE: _____

AUTHOR: _____

Summary of Story:


Main Characters:

Setting:

Conflict:

Major Events:

Moral of the Story:






Name: _____

Date: _____

Class: _____

Teacher: _____

PLANET RESEARCH



My planet:

Appearance:

Temperature:

Distance from the Sun:

Number of Moons:

Interesting Facts:

Name:

Date:

Class:

Teacher:



Name: _____ Teacher: _____

Class: _____ Date: _____

MY OWN NARRATIVE

My Special Moment:

People at the event:

When and where:

What happened:

Beginning:

Middle:

Ending:



PLOT OUTLINE

Name: _____

Story Title: _____

Written by: _____

Summary

Setting

Characters

Conflict

Themes

Resolution

SUMMARY SHEET

ENGLISH 103 WRITING ACTIVITY

Name: _____ Class: _____ Date: _____ Teacher: _____

- WHO IS THE AUTHOR?:

- WHO ARE THE MAJOR AND MINOR CHARACTERS?

- WHAT IS THE CONFLICT OF THE STORY?

- WHAT THEMES ARE FOUND IN THE STORY?

RESEARCH PAPER PREPARATION

Annotated Bibliography

Name:

Date:

Teacher:

Class:

Topic:

Source:

Source:

Source:

Source:

Source:

Source:



HISTORICAL FIGURES



Think about two historical figures and compare and contrast them below.

Name:

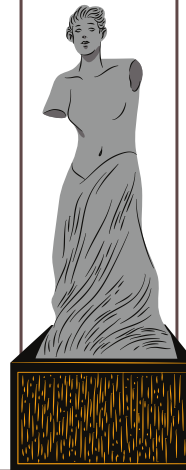
Class:

Date:

Teacher:

1

HISTORICAL
FIGURE



2

HISTORICAL
FIGURE

DIFFERENCES:

- 1.
- 2.
- 3.
- 4.
- 5.

SIMILARITIES

- 1.
- 2.
- 3.
- 4.
- 5.

DIFFERENCES:

- 1.
- 2.
- 3.
- 4.
- 5.

MY READING CLASS

Title / Author

Summary

Main Characters

Name

Setting

Conflicts and Resolution

Section

English 101

Topic: _____ Thesis: _____

INTRODUCTION:

MAIN POINT 1:

SUPPORTING DETAIL:

MAIN POINT 2:

SUPPORTING DETAIL:

MAIN POINT 3:

SUPPORTING DETAIL:

Name: _____ Date: _____

Section: _____

Narrative Writing Exercise

Name:
Date:
Class:
Teacher:

TOPIC: _____

THEME: _____

When does the story start?

Who are involved in the story?

Where is the story set?

How does the story end?

The Scientific Method



Name: _____

Class: _____

Date: _____

Teacher: _____

EXPERIMENT TITLE:

OBJECTIVE:

PROCEDURE:

HYPOTHESIS:

ANALYSIS:

METHOD:

CONCLUSION:

NOTES ON SCIENCE

A SCIENTIFIC METHOD OUTLINE

Ask a question:

Come up with a hypothesis:

Time to experiment:

Come to a conclusion:

Name:

Date:

Class:

Teacher:



CHARACTER SUMMARY



Choose a character from the story that resonates with you the most.

Character name:

Physical description:

Place of origin:

Relationships:

Conflicts:

Flaws:

Best characteristic:

Name:

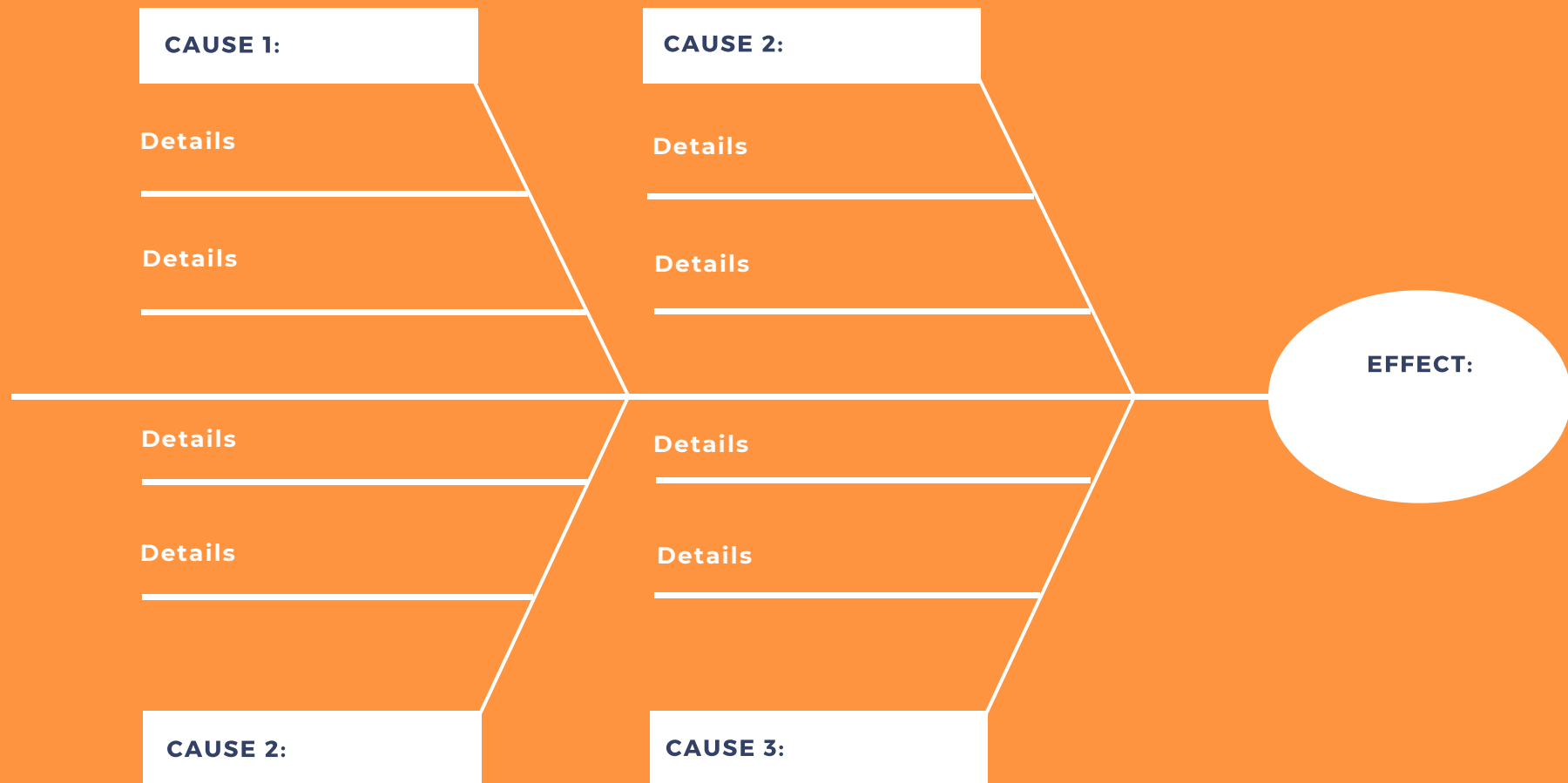
Section:

Teacher:

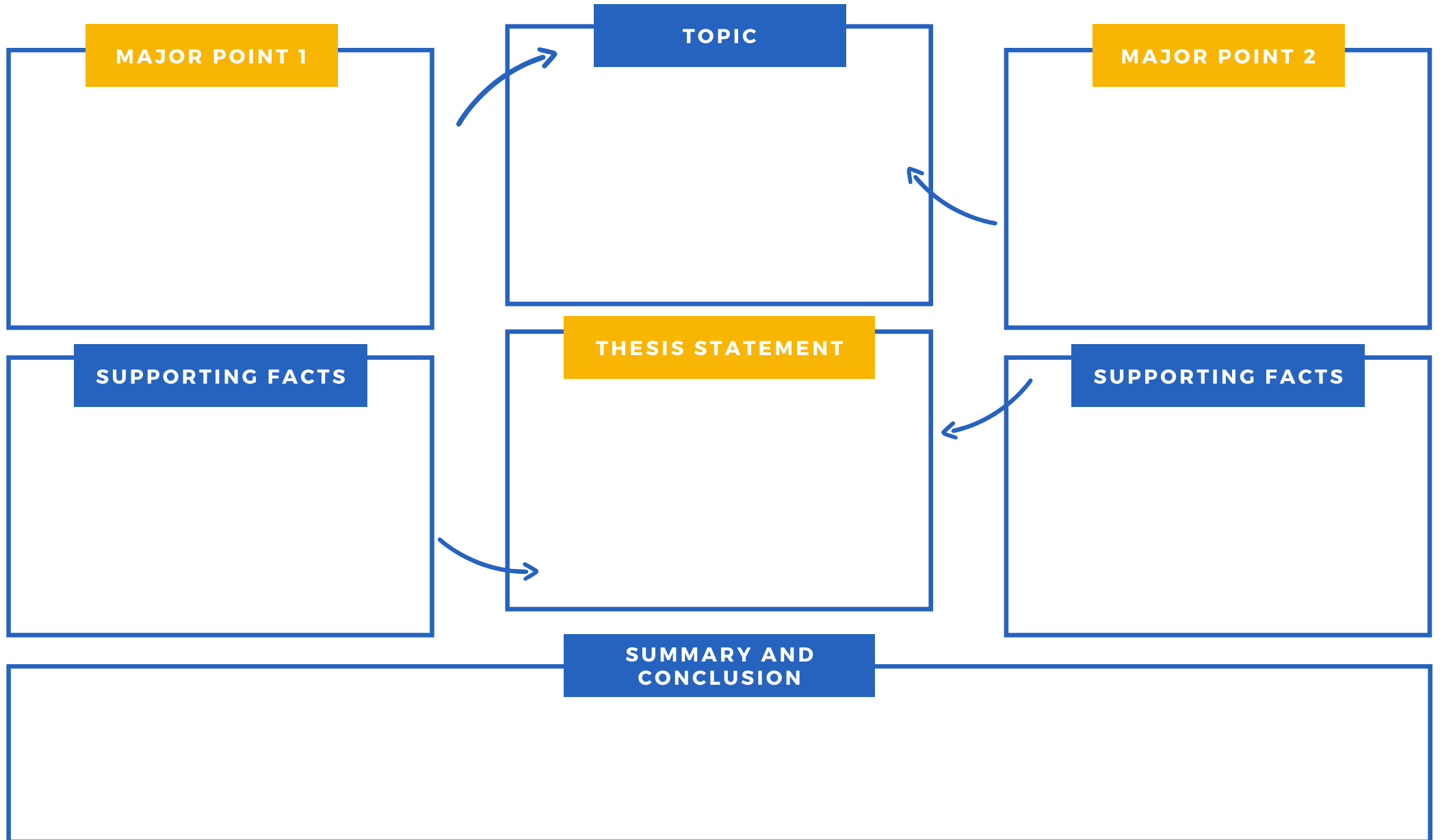
Score:

Cause and Effect

FISHBONE DIAGRAM



Expository Essay Guide





Learn the Five Senses

Complete the following sentences.

I can see

A large, empty rectangular box with a blue border, intended for a child to draw what they can see.

I can taste

A large, empty rectangular box with a yellow border, intended for a child to draw what they can taste.


I can smell

A large, empty rectangular box with a red border, intended for a child to draw what they can smell.

I can hear

A large, empty rectangular box with a red border, intended for a child to draw what they can hear.


I can touch

A large, empty rectangular box with a blue border, intended for a child to draw what they can touch.

Name:

Section:

Teacher:



THE PLOT BREAKDOWN

Book Title:

Author:

Genre:

Climax:

Falling Action:

Rising Action:

Introduction:

Resolution:



Name:

Grade & Section:

Date: